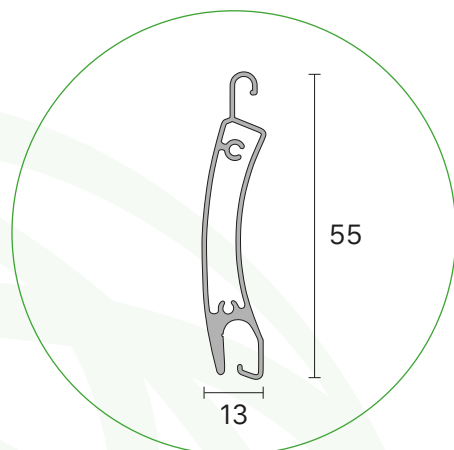



AL55

AVVOLGIBILE IN ALLUMINIO ESTRUSO

Profilo in alluminio estruso per avvolgibile ad alta stabilità e lunga durata.

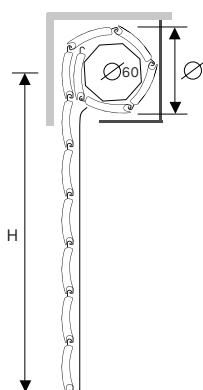


TEMPI DI CONSEGNA:
25 giorni lavorativi c.ca

Caratteristiche tecniche

DIMENSIONE PROFILO 13x55 mm	PESO A M² ca 9,0 kg	BARRE PER 1 MT DI ALTEZZA 18	LARGHEZZA MAX 4200 mm
---------------------------------------	--	--	---------------------------------

DIAMETRO DI ARROTOLAMENTO

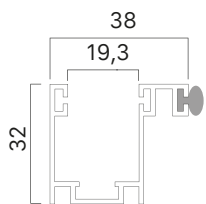


Altezza misura centro rullo 1000 | 1200 | 1300 | 1400 | 1500 | 1600 | 1700 | 1800 | 1900 | 2000 | 2200 | 2400 | 2600 | 2800 | 3000 | 3300 |

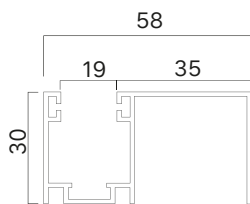
Diametro su rullo da 40 mm RULLO DA 40 MM NON PRESENTE

Diametro su rullo da 60 mm 150 | 160 | 170 | 175 | 175 | 180 | 185 | 190 | 200 | 195 | 200 | 215 | 230 | 235 | 240 | 245 |

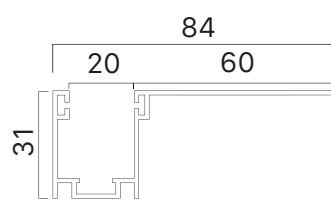
Ø = diam di avvolg. su rullo



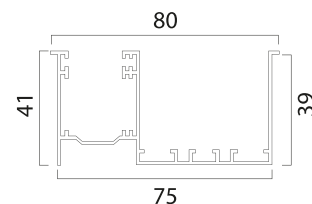
Pretelaio 32x38 mm



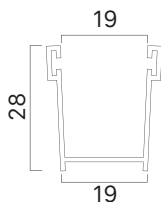
Pretelaio 30x58 mm



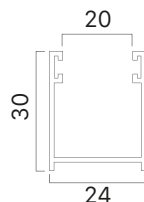
Pretelaio 31x84 mm



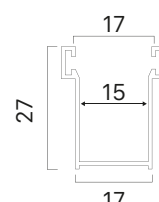
Pretelaio incassata 45



Guida alluminio 28x19 mm



Guida alluminio 30x24 mm

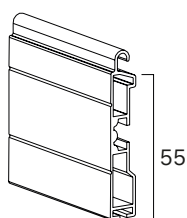


Guida alluminio 27x17 mm

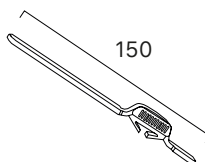
Terminali compatibili

Catenaccioli

Bloccaggio stecca



in **alluminio**
14x55 mm



Caten. per terminale
150 mm
CATTERM



Standard con **tappo laterale avvitato**